








ಬೃಹತ್ ಬೆಂಗಳೂರು ಮಹಾನಗರ ಪಾಲಿಕೆ
Bruhat Bengaluru Mahanagara Palike



BBMP COVID-19 WAR ROOM 06.12.2022



OVERVIEW OF COVID-19 IN BENGALURU

 CASE TRENDS			ACTIVE CASES 1,540		 HOSPITALIZATION 1								
<u>Confirmed Cases</u> 17 <small>18,76,286[#]</small>		<u>Recovered Cases</u> 16 <small>18,57,756[#]</small>		<u>Death Cases</u> 0 <small>16,990[#]</small>		<u>ICU – V</u> -		<u>ICU</u> -		<u>HDU</u> -		<u>General</u> 1	
INCLUDES GOVT. QUOTA AND PRIVATE WALK-IN HOSPITALIZATION													
 VACCINATION			169 <small>2,04,92,899[#]</small>		TRIAGING				 ACTIVE CZs				
<u>First Dose</u> 18 <small>96,79,479[#]</small>		<u>Second Dose</u> 29 <small>94,83,759[#]</small>		<u>Precaution Dose</u> 122 <small>13,29,661[#]</small>		 <u>MTU</u> 3		0					
<u>Positivity :2.03%</u> <small>*FOR LAST 7 DAYS</small>		<u>RAT</u> 193		<u>RTPCR</u> 966		<u>Tele Triage</u> 13		<u>MCZs (< 5 cases)</u> 0					
								<u>Clusters (> 5 cases)</u> 0					

: indicates cumulative numbers till date



ABSTRACT OF COVID-19 SCENARIO IN BENGALURU


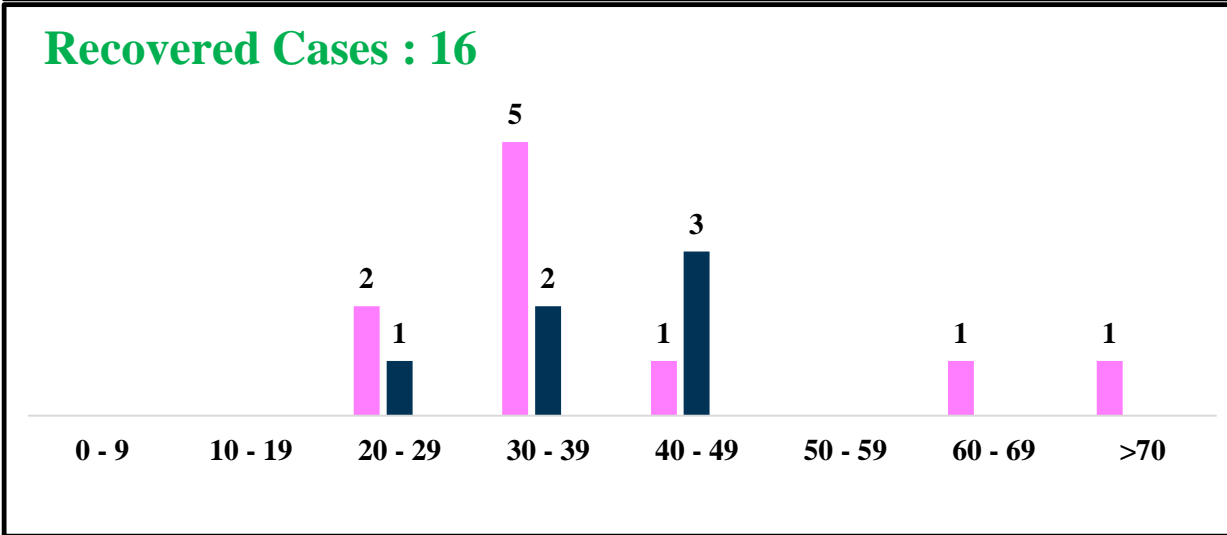
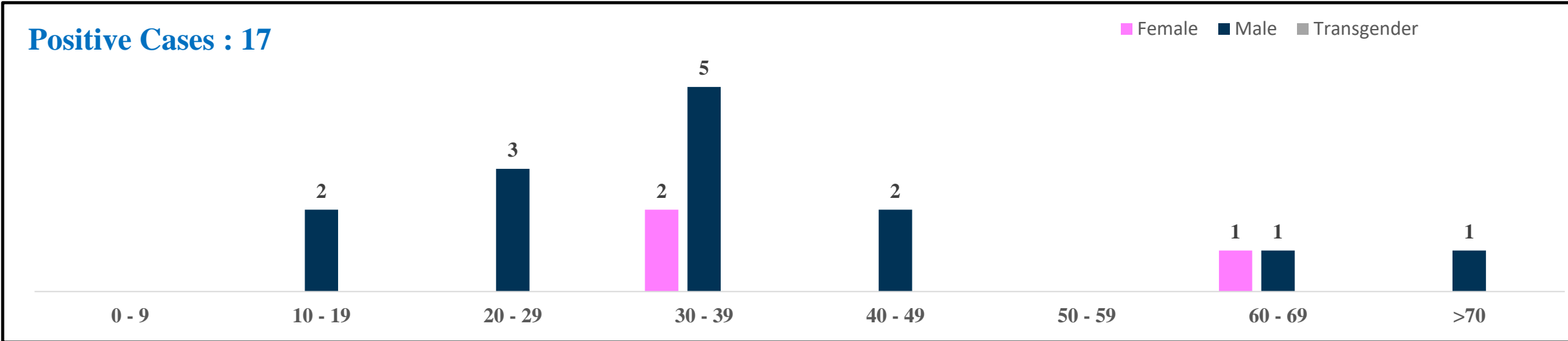


	MALE			FEMALE			TRANSGENDER			TOTAL		
	Last 24 Hours	Last 7 Days	Cumulative	Last 24 Hours	Last 7 Days	Cumulative	Last 24 Hours	Last 7 Days	Cumulative	Last 24 Hours	Last 7 Days	Cumulative
Positive Cases	14	86	11,05,676	3	55	7,69,718	0	0	196	17	141	18,76,286
Recovered Cases	6	70	10,93,788	10	56	7,63,874	0	0	187	16	126	18,57,756
Death Cases	0	0	10,760	0	0	6,226	0	0	4	0	0	16,990
Total Tests Done	In Last 24 hrs. : 1,159			In last 7 days : 6,959			Cumulative : 3,19,89,536					
Vaccine Doses Administered	In Last 24 hrs. : 169			In last 7 days : 1,688			Cumulative : 2,04,92,899					
ACTIVE CASES									1,540			

*Covid deaths occurred today : 00 | Covid deaths occurred beyond last 24hrs., reported today : 00



LAST 24 HOURS AGE GROUP AND GENDER WISE DISTRIBUTION

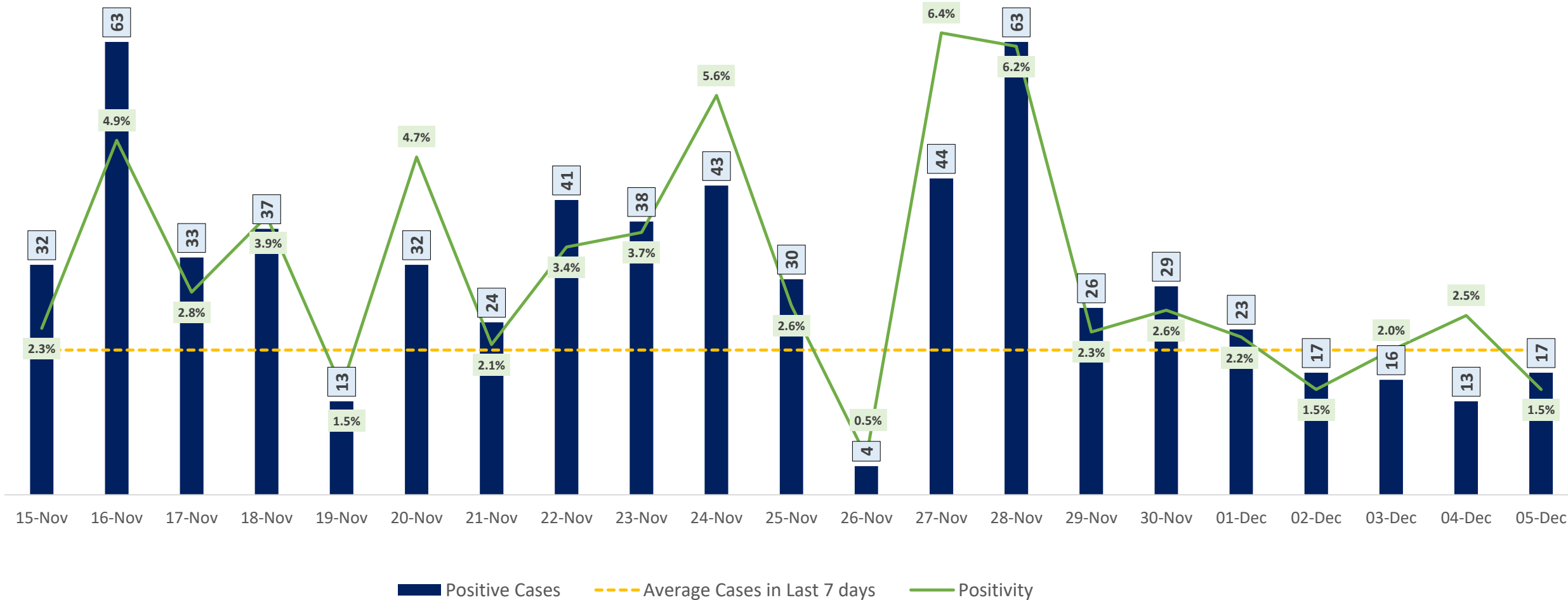




POSITIVITY RATE OF BENGALURU – LAST 21 DAYS



Average Cases in Last 7 days : 20

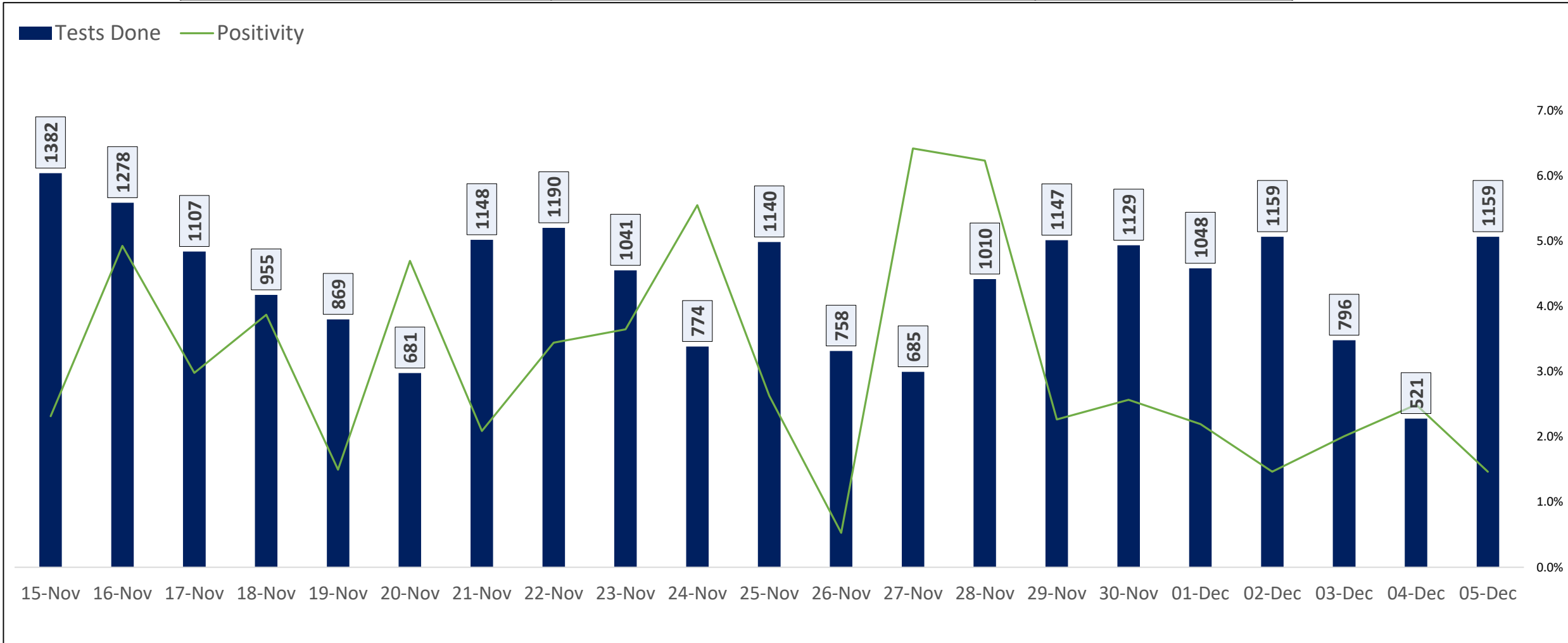




TESTING TRENDS IN BENGALURU

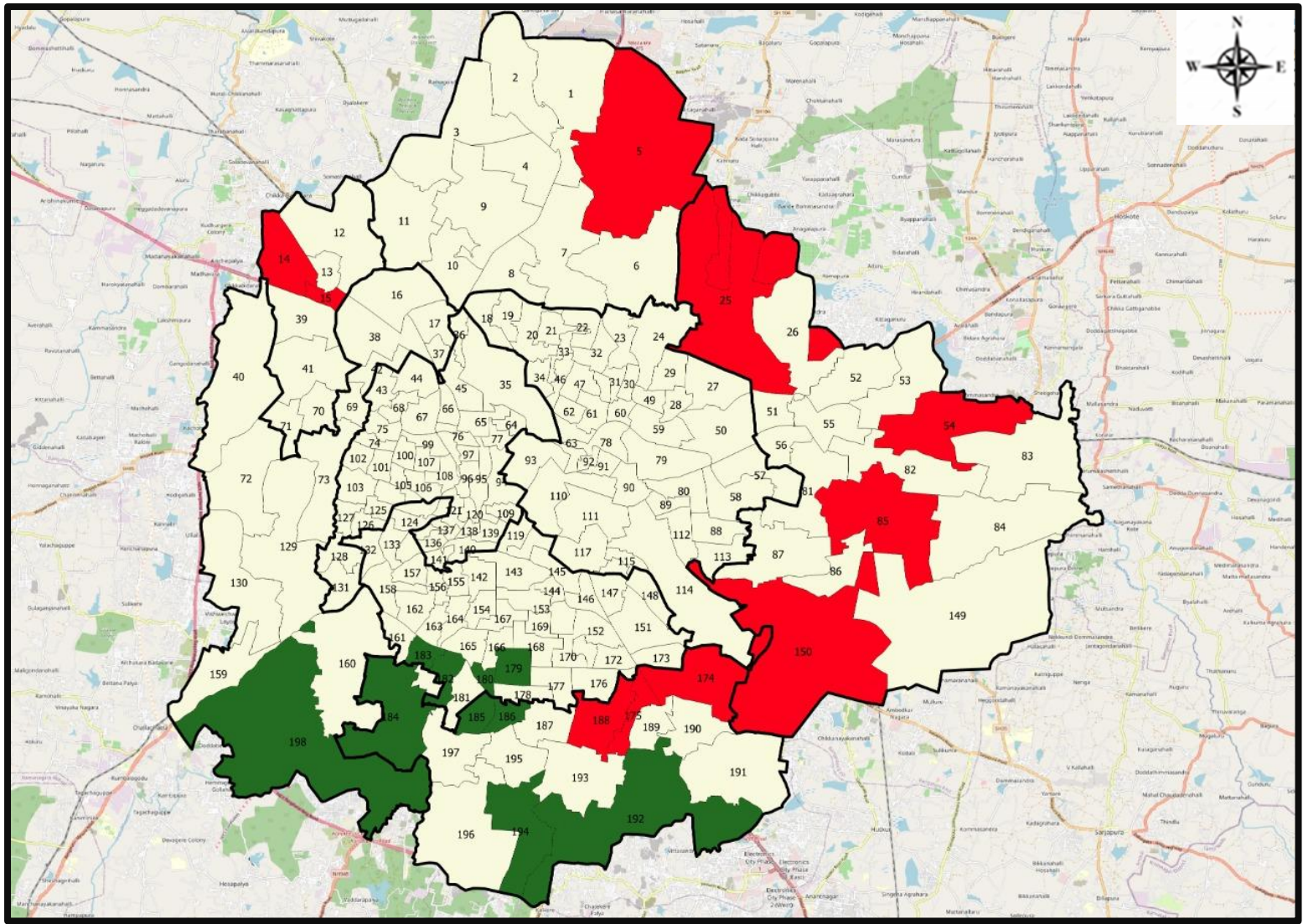


Total Test Conducted Till Date	Test Conducted Last 24 hours	Last 7 Days Average
3,19,89,536	1,159	994





BENGALURU URBAN MAP SHOWING TREND OF POSITIVE CASES IN LAST 7 DAYS



Top 10 wards reporting highest number of positive cases in last 10 days

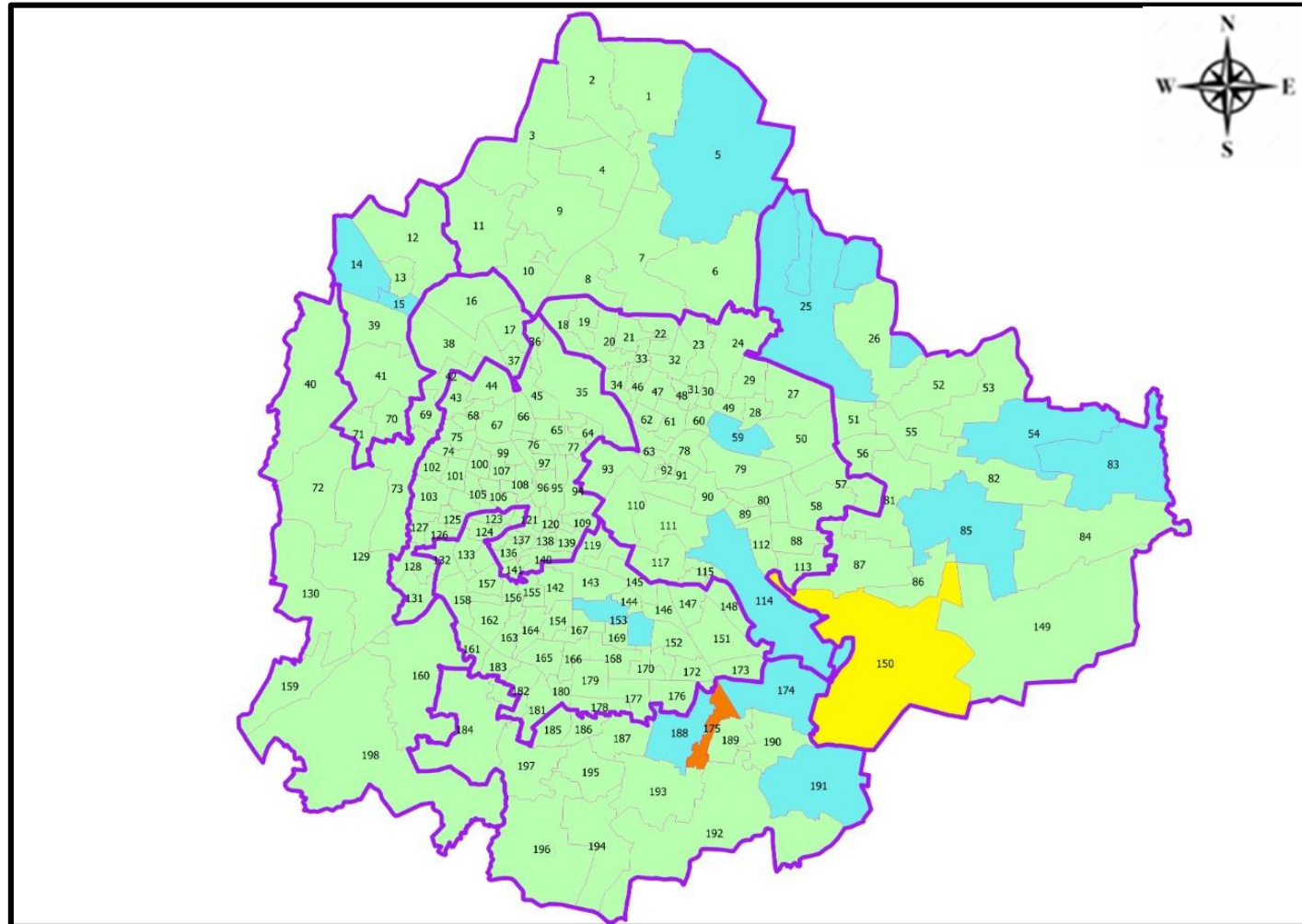
Ward No.	Ward Name	Daily Cases Average
175	Bommanahalli	2
150	Bellanduru	1
85	Dodda Nekkundi	1
174	HSR Layout	1
5	Jakkuru	1
25	Horamavu	1
188	Bilekhali	1
14	Bagalakunte	0
15	T Dasarahalli	0
54	Hudi	0







Top 10 wards reporting least number of positive cases in last 7 days

Ward No.	Ward Name	Daily Cases Average
198	Hemmigepura	0
194	Gottigere	0
192	Begur	0
186	Jaraganahalli	0
185	Yelchenahalli	0
184	Uttarahalli	0
183	Chikkalsandra	0
182	Padmanabha Nagar	0
180	Banashankari Temple Ward	0
179	Shakambari Nagar	0



BENGALURU MAP SHOWING INTENSITY OF POSITIVE CASES IN LAST 7 DAYS



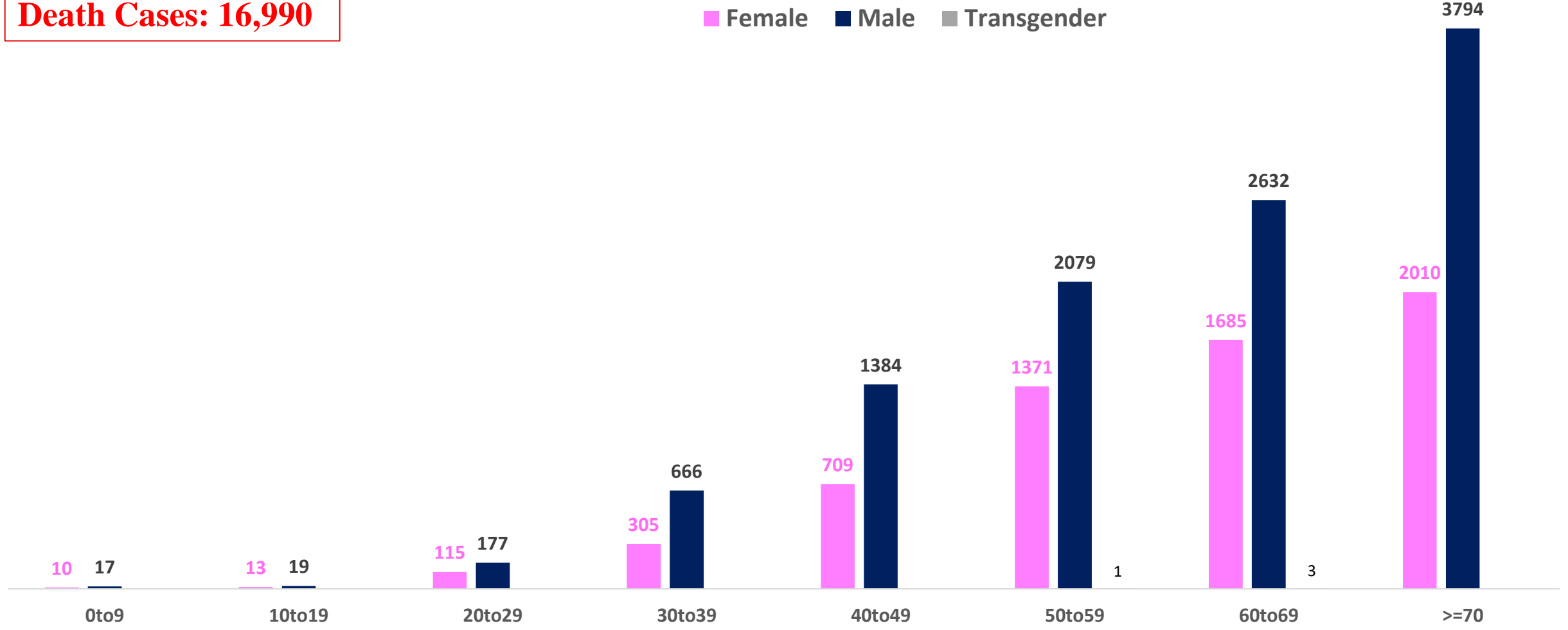
-  Level 1 : 0 to 2 Cases
-  Level 2 : 2 to 5 Cases
-  Level 3 : 5 to 10 Cases
-  Level 4 : 10 to 25 Cases
-  Level 5 : More than 25 Cases
-  Zone Boundaries



AGE AND GENDER WISE DISTRIBUTION OF DEATH CASES



Death Cases: 16,990





COVID-19 SCENARIO IN BENGALURU AND OTHER METROPOLITAN CITIES



CITY NAME	Positive Cases	Active Cases	Recovered	Deceased	Vaccine Doses Administered
New Delhi	20,07,003	28	19,80,456	26,519	3,73,17,328
Bengaluru*	18,76,286	1,540	18,57,756	16,990	2,37,78,980
Mumbai	11,54,021	48	11,34,229	19,744	2,21,34,555
Chennai	7,93,125	24	7,84,030	9,071	1,13,96,462

Source : <https://dashboard.cowin.gov.in/> at 5:00pm (06.12.2022)
Source : <https://www.covid19bharat.org/> at 5:00pm (06.12.2022)

*includes BBMP & Bengaluru Urban



SNAPSHOT OF COVID-19 CASES IN BENGALURU URBAN



**Total Wards With
< = 5 Cases* :
194**

**Tests Conducted
on 05.12.2022:
1,159**

**Recovery
Rate*:
99.01%**

**Total
Active Cases :
1,540**

**Total Vaccinated
on 05.12.2022:
169**





**Positivity
Rate* :
2.03%**

**Active
Rate*:
0.08%**

**Case
Fatality Rate* :
0.00%**

*Total positive cases In the past 7 days

*CFR and positivity is for Past 7 days

Download BBMP Bulletin	https://apps.bbmpgov.in/covid19/mediabulletin.php
To register for vaccination :	https://selfregistration.cowin.gov.in/
BBMP COVID19 Dashboard:	https://apps.bbmpgov.in/covid19/
Follow us on:	 www.facebook.com/bbmp.comm1/
	 twitter.com/BBMPCOMM
	  BBMPSplHealth

Issued by:

Honorable Chief Commissioner, BBMP
Special Commissioner Health & IT, BBMP
MD, Bengaluru Smart City Limited

THANK YOU !

